



ALICANTE PORT

Autoridad Portuaria de Alicante

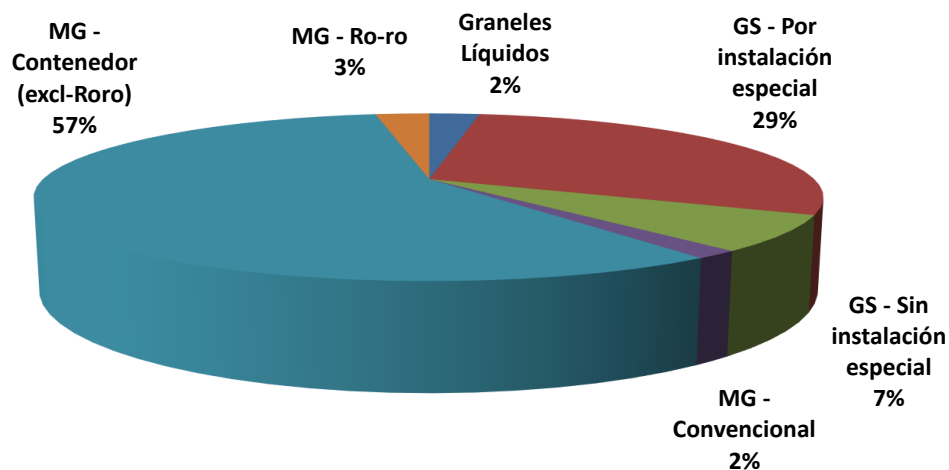
# Boletín estadístico APA

## Abril 2026



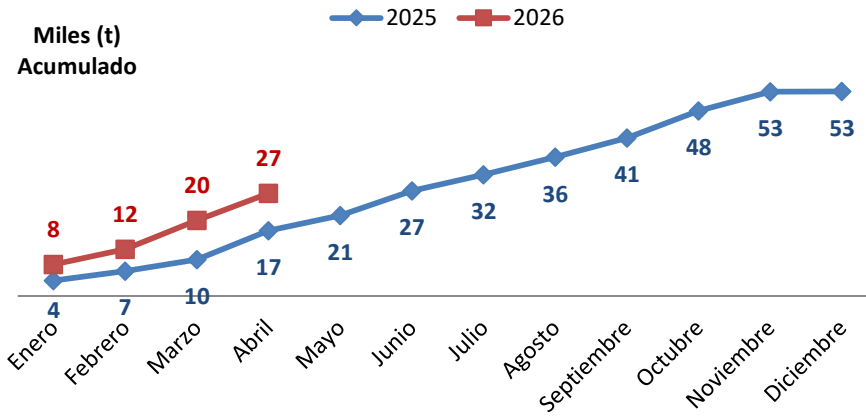
| <b>A.P. ALICANTE</b>                  | <b>Acumulado-2025<br/>ABR</b> | <b>Acumulado-2026<br/>ABR</b> | <b>Diferencia</b> | <b>Var(%)</b>  |
|---------------------------------------|-------------------------------|-------------------------------|-------------------|----------------|
| <b>MERCANCIAS (t)</b>                 |                               |                               |                   |                |
| <b>Graneles Líquidos</b>              | <b>17.039</b>                 | <b>26.802</b>                 | <b>9.763</b>      | <b>57,30%</b>  |
| <b>Graneles Sólidos</b>               | <b>427.743</b>                | <b>382.274</b>                | <b>-45.469</b>    | <b>-10,63%</b> |
| Por instalación especial              | 265.590                       | 309.741                       | 44.151            | 16,62%         |
| Sin instalación especial              | 162.153                       | 72.533                        | -89.620           | -55,27%        |
| <b>Mercancía general</b>              | <b>458.513</b>                | <b>651.682</b>                | <b>193.169</b>    | <b>42,13%</b>  |
| Mercancía Convencional                | 18.262                        | 16.581                        | -1.681            | -9,20%         |
| Mercancía en Contenedor (Excl. Ro-ro) | 416.288                       | 606.396                       | 190.108           | 45,67%         |
| Mercancía roro                        | 23.964                        | 28.705                        | 4.741             | 19,79%         |
| <b>TOTAL MERCANCIAS</b>               | <b>903.295</b>                | <b>1.060.758</b>              | <b>157.463</b>    | <b>17,43%</b>  |
| <b>PASAJEROS (Unidades)</b>           | <b>78.569</b>                 | <b>106.503</b>                | <b>27.934</b>     | <b>35,55%</b>  |
| Ferris                                | 38.484                        | 42.158                        | 3.674             | 9,55%          |
| Cruceros                              | 40.085                        | 64.345                        | 24.260            | 60,52%         |
| <b>VEHÍCULOS (Unidades)</b>           | <b>18.785</b>                 | <b>35.199</b>                 | <b>16.414</b>     | <b>87,38%</b>  |
| Ferris                                | 16.304                        | 22.421                        | 6.117             | 37,52%         |
| Régimen de mercancía                  | 2.481                         | 12.778                        | 10.297            | 415,03%        |
| <b>TOTAL TEUS (Terminal + Ro-ro)</b>  | <b>62.693</b>                 | <b>78.503</b>                 | <b>15.810</b>     | <b>25,22%</b>  |
| <b>Nº Escalas</b>                     | <b>255</b>                    | <b>250</b>                    | <b>-5</b>         | <b>-1,96%</b>  |
| <b>G.T.</b>                           | <b>4.126.247</b>              | <b>5.597.195</b>              | <b>1.470.948</b>  | <b>35,65%</b>  |

### Acumulado 2026 - ABR (t)

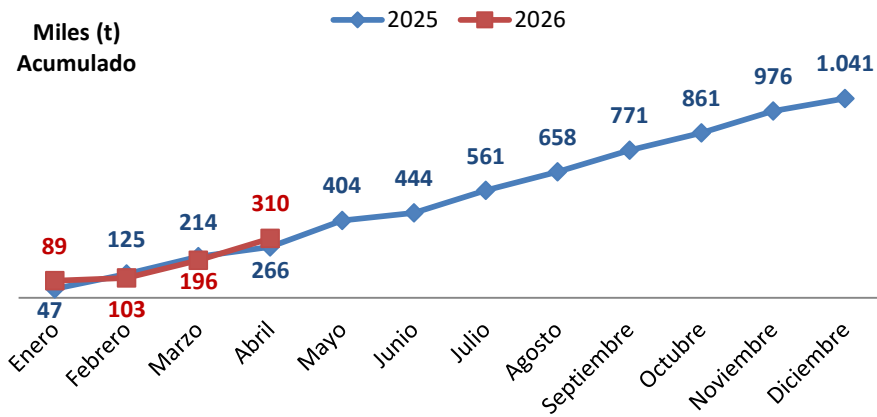




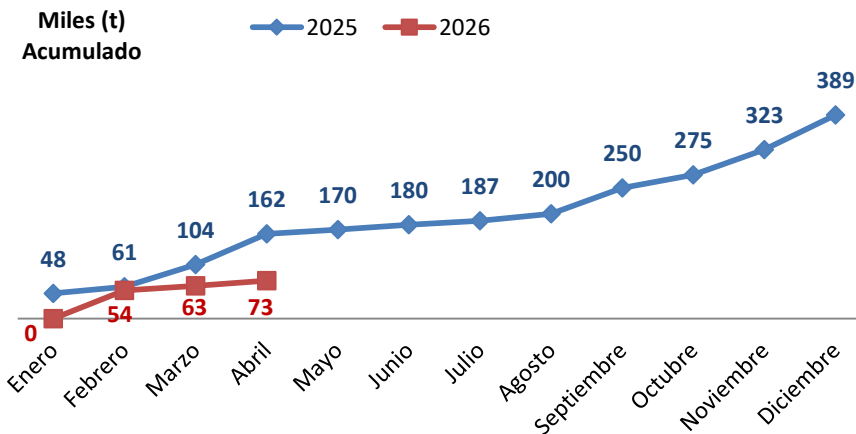
### Graneles Líquidos



### Graneles Sólidos Con IE



### Graneles Sólidos Sin IE

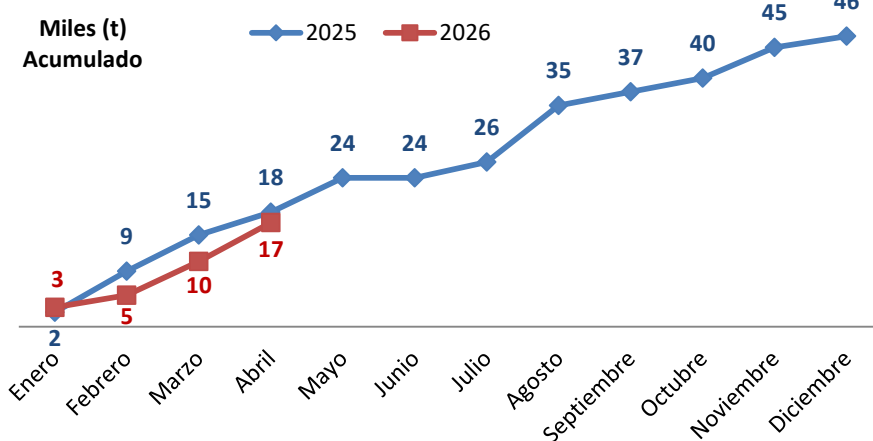




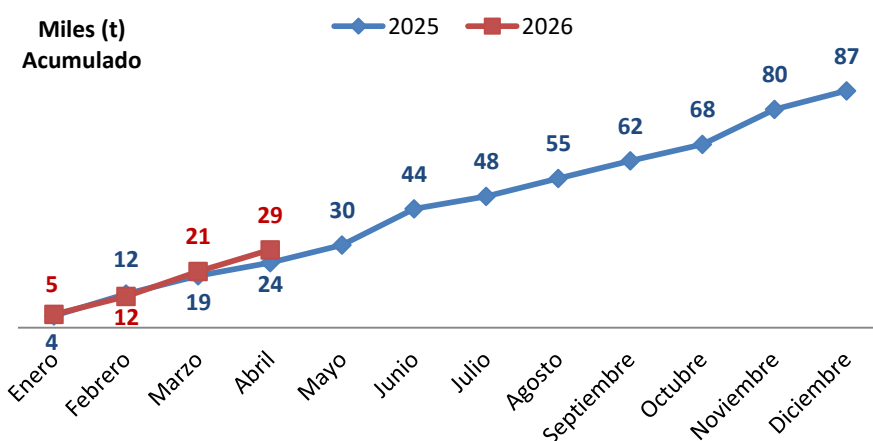
ALICANTE PORT

Autoridad Portuaria de Alicante

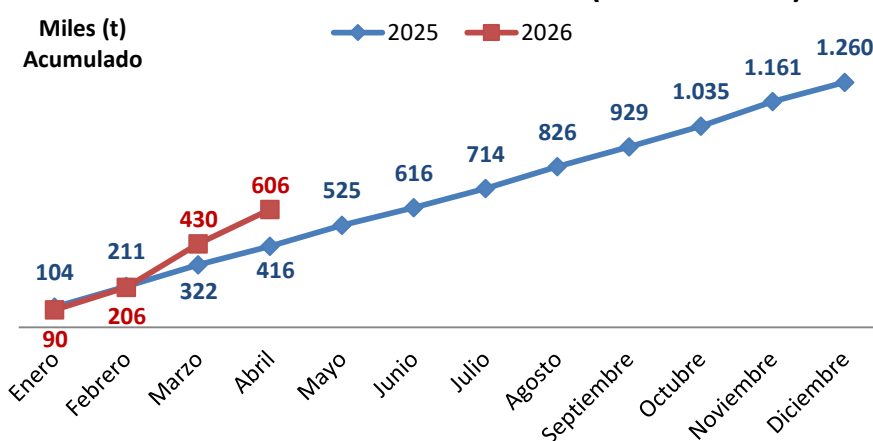
### Mercancía Convencional



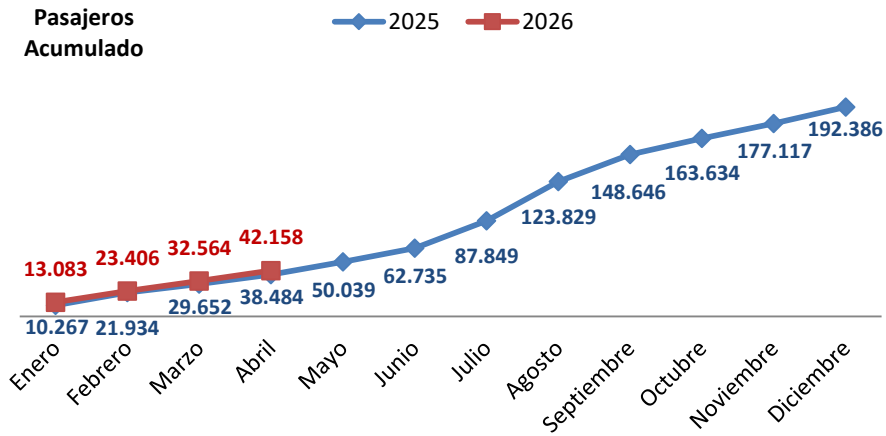
### Mercancía Ro-Ro



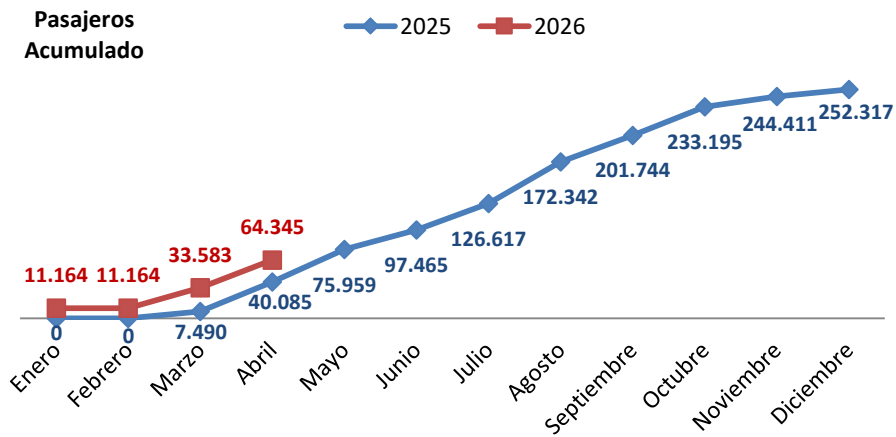
### Mercancía en Contenedor (Excluida ro-ro)



### PAX Ferri



### PAX Cruceros



### Mercancía Total

