



ALICANTE PORT

Autoridad Portuaria de Alicante

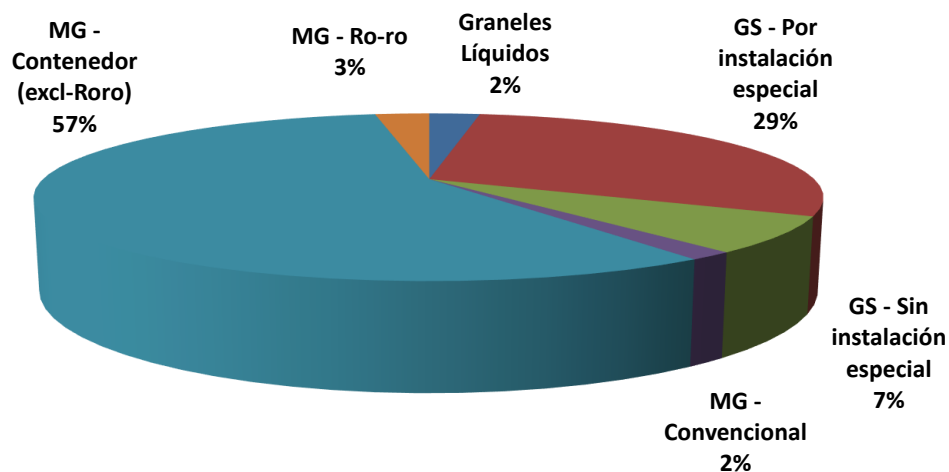
Boletín estadístico APA

Abril 2026



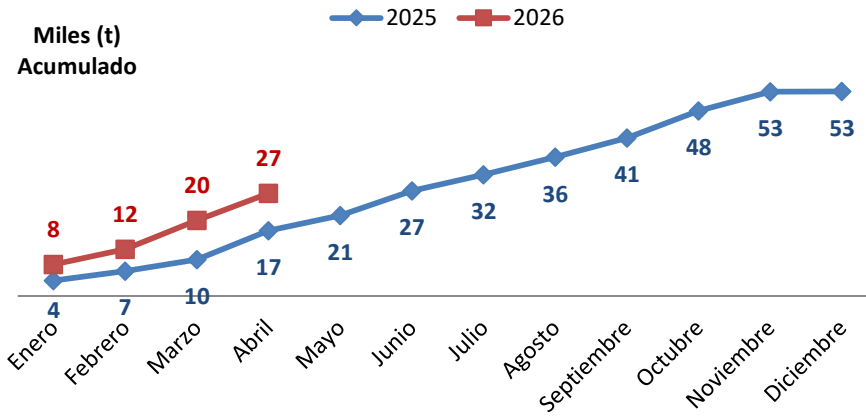
| A.P. ALICANTE | Acumulado-2025 ABR | Acumulado-2026 ABR | Diferencia | Var(%) |
|---------------------------------------|-------------------------------|-------------------------------|-------------------|----------------|
| MERCANCIAS (t) | | | | |
| Graneles Líquidos | 17.039 | 26.802 | 9.763 | 57,30% |
| Graneles Sólidos | 427.743 | 382.274 | -45.469 | -10,63% |
| Por instalación especial | 265.590 | 309.741 | 44.151 | 16,62% |
| Sin instalación especial | 162.153 | 72.533 | -89.620 | -55,27% |
| Mercancía general | 458.513 | 643.826 | 185.313 | 40,42% |
| Mercancía Convencional | 18.262 | 16.581 | -1.681 | -9,20% |
| Mercancía en Contenedor (Excl. Ro-ro) | 416.288 | 598.540 | 182.252 | 43,78% |
| Mercancía roro | 23.964 | 28.705 | 4.741 | 19,79% |
| TOTAL MERCANCIAS | 903.295 | 1.052.902 | 149.607 | 16,56% |
| PASAJEROS (Unidades) | 78.569 | 106.503 | 27.934 | 35,55% |
| Ferris | 38.484 | 42.158 | 3.674 | 9,55% |
| Cruceros | 40.085 | 64.345 | 24.260 | 60,52% |
| VEHÍCULOS (Unidades) | 18.785 | 35.199 | 16.414 | 87,38% |
| Ferris | 16.304 | 22.421 | 6.117 | 37,52% |
| Régimen de mercancía | 2.481 | 12.778 | 10.297 | 415,03% |
| TOTAL TEUS (Terminal + Ro-ro) | 62.693 | 77.862 | 15.169 | 24,20% |
| Nº Escalas | 255 | 250 | -5 | -1,96% |
| G.T. | 4.126.247 | 5.597.195 | 1.470.948 | 35,65% |

Acumulado 2026 - ABR (t)

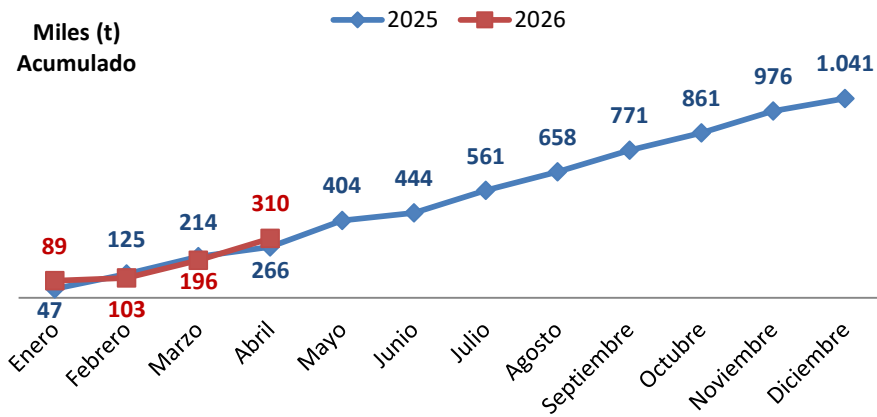




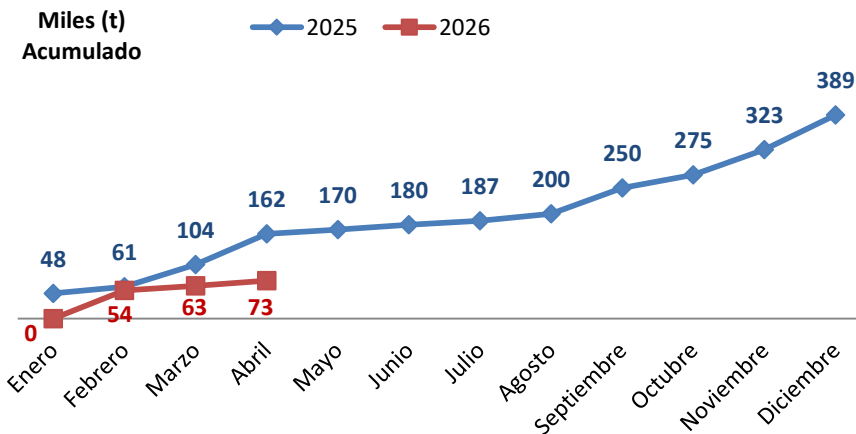
Graneles Líquidos



Graneles Sólidos Con IE



Graneles Sólidos Sin IE

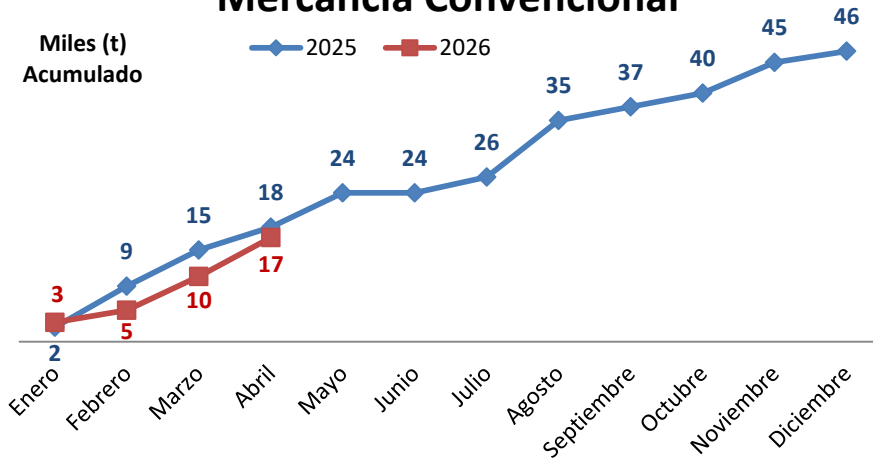




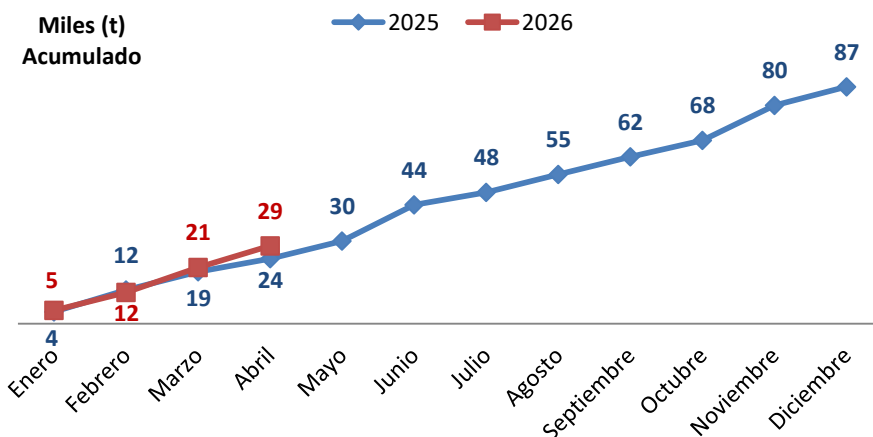
ALICANTE PORT

Autoridad Portuaria de Alicante

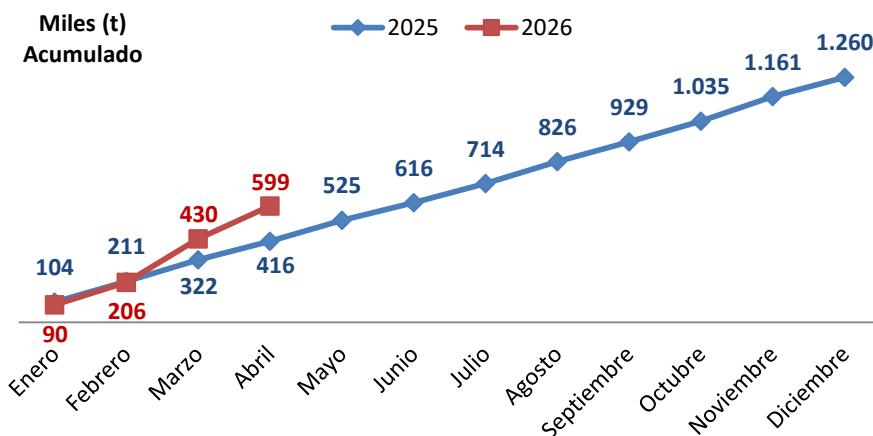
Mercancía Convencional



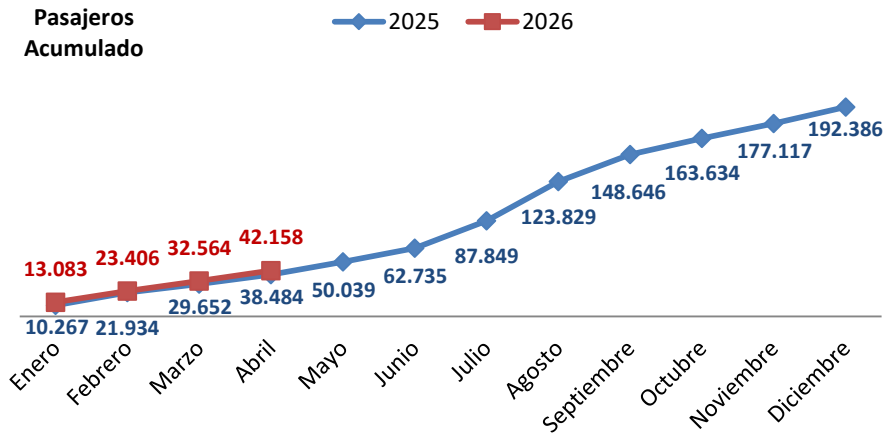
Mercancía Ro-Ro



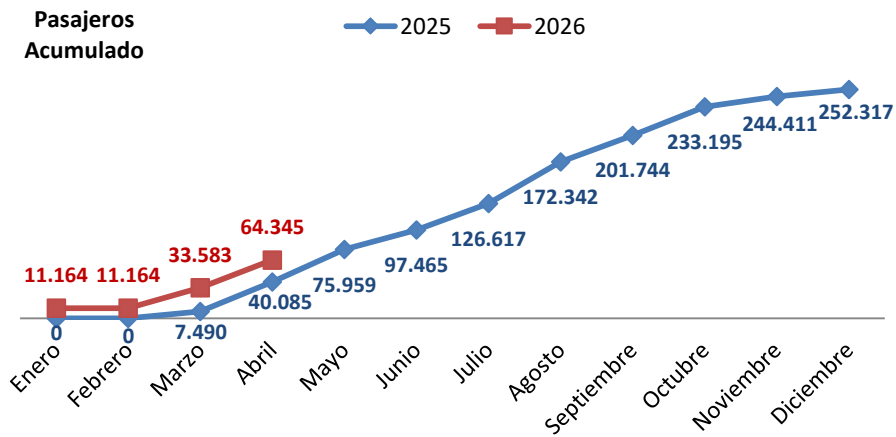
Mercancía en Contenedor (Excluida ro-ro)



PAX Ferri



PAX Cruceros



Mercancía Total

