


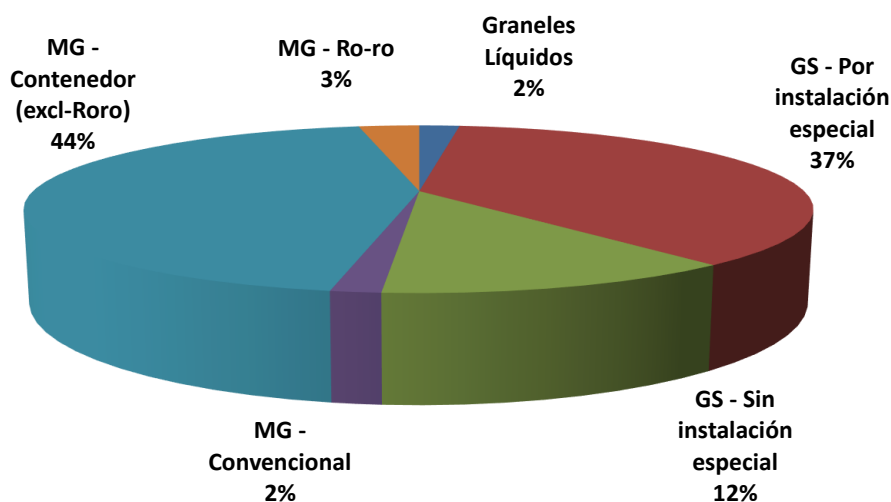
# Boletín estadístico APA

## Noviembre 2025

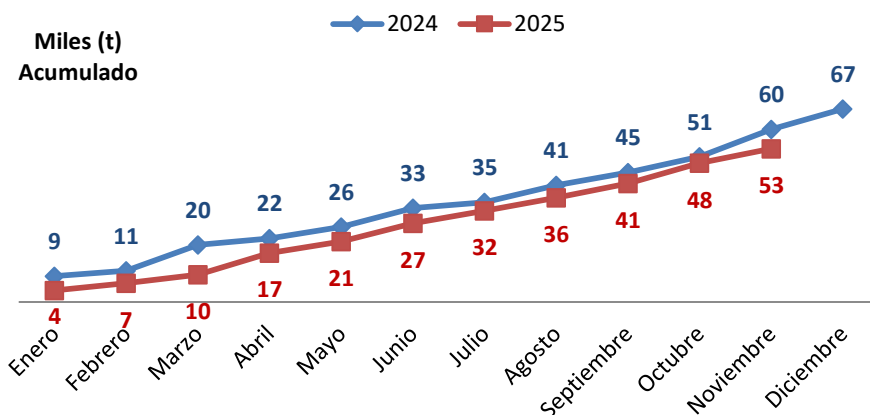


A.P. ALICANTE	Acumulado-2024 NOV	Acumulado-2025 NOV	Diferencia	Var(%)
<b>MERCANCIAS (t)</b>				
<b>Graneles Líquidos</b>	<b>60.120</b>	<b>53.384</b>	<b>-6.736</b>	<b>-11,20%</b>
<b>Graneles Sólidos</b>	<b>1.673.495</b>	<b>1.297.754</b>	<b>-375.742</b>	<b>-22,45%</b>
Por instalación especial	1.116.743	975.710	-141.033	-12,63%
Sin instalación especial	556.752	322.044	-234.709	-42,16%
<b>Mercancía general</b>	<b>1.132.556</b>	<b>1.286.312</b>	<b>153.757</b>	<b>13,58%</b>
Mercancía Convencional	34.306	44.528	10.222	29,80%
Mercancía en Contenedor (Excl. Ro-ro)	1.064.644	1.161.348	96.704	9,08%
Mercancía roro	33.605	80.437	46.831	139,36%
<b>TOTAL MERCANCIAS</b>	<b>2.866.171</b>	<b>2.637.450</b>	<b>-228.721</b>	<b>-7,98%</b>
<b>PASAJEROS (Unidades)</b>	<b>356.600</b>	<b>421.528</b>	<b>64.928</b>	<b>18,21%</b>
Ferris	127.085	177.117	50.032	39,37%
Cruceros	229.515	244.411	14.896	6,49%
<b>VEHÍCULOS (Unidades)</b>	<b>47.959</b>	<b>76.595</b>	<b>28.636</b>	<b>59,71%</b>
Ferris	42.157	67.743	25.586	60,69%
Régimen de mercancía	5.802	8.852	3.050	52,57%
<b>TOTAL TEUS (Terminal + Ro-ro)</b>	<b>167.036</b>	<b>178.243</b>	<b>11.207</b>	<b>6,71%</b>
<b>Nº Escalas</b>	<b>759</b>	<b>844</b>	<b>85</b>	<b>11,20%</b>
<b>G.T.</b>	<b>16.985.852</b>	<b>20.155.774</b>	<b>3.169.922</b>	<b>18,66%</b>

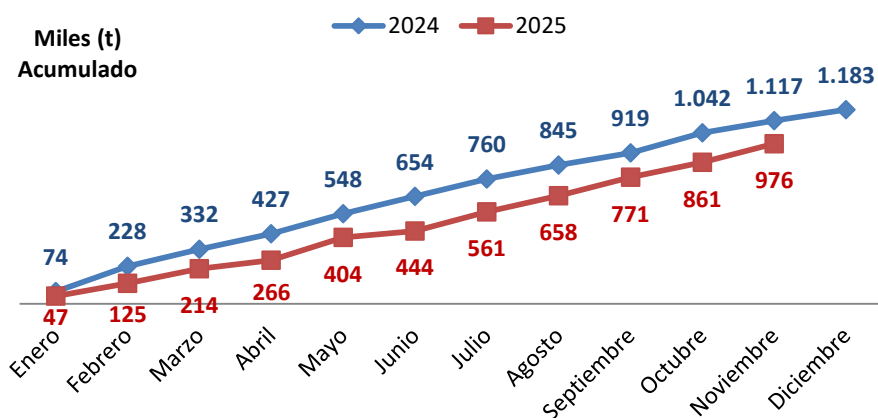
### Acumulado 2025 - NOV (t)



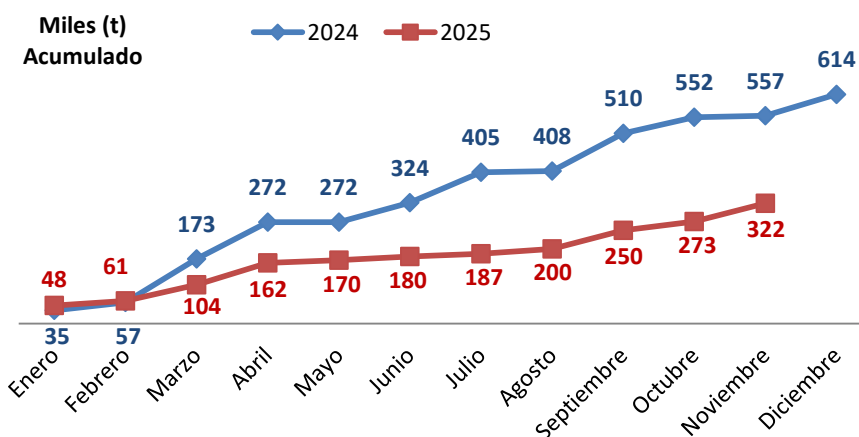
## Graneles Líquidos



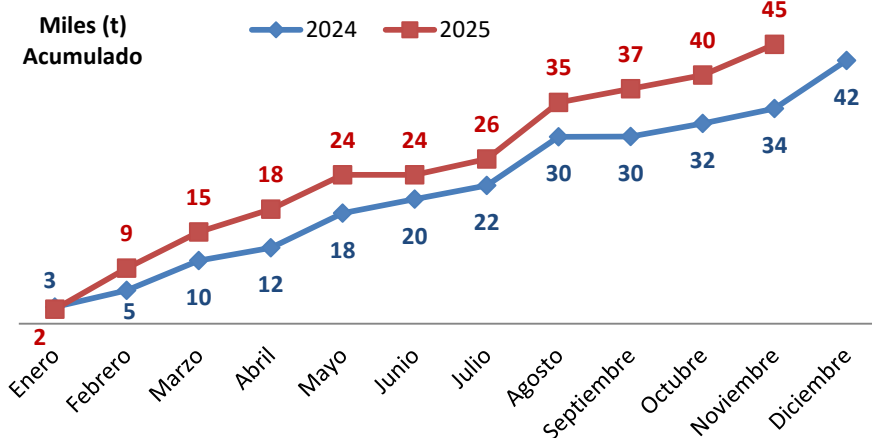
## Graneles Sólidos Con IE



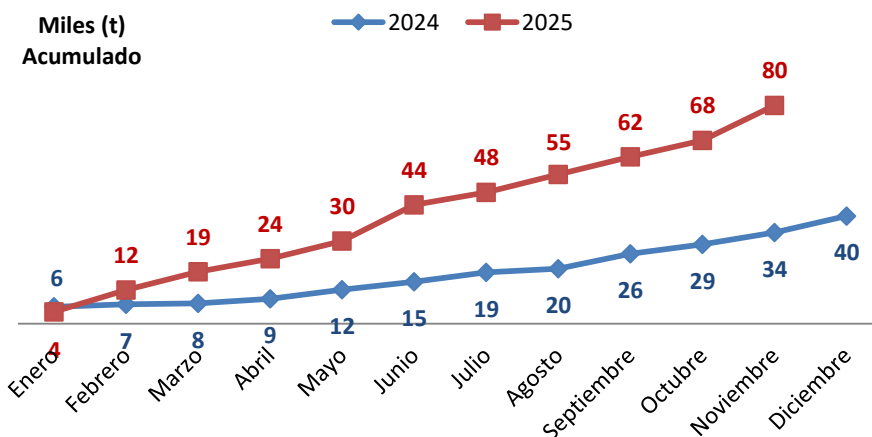
## Graneles Sólidos Sin IE



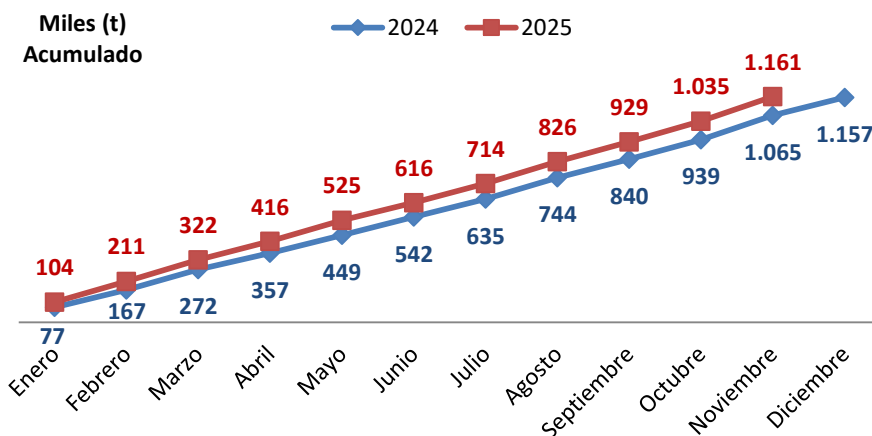
## Mercancía Convencional



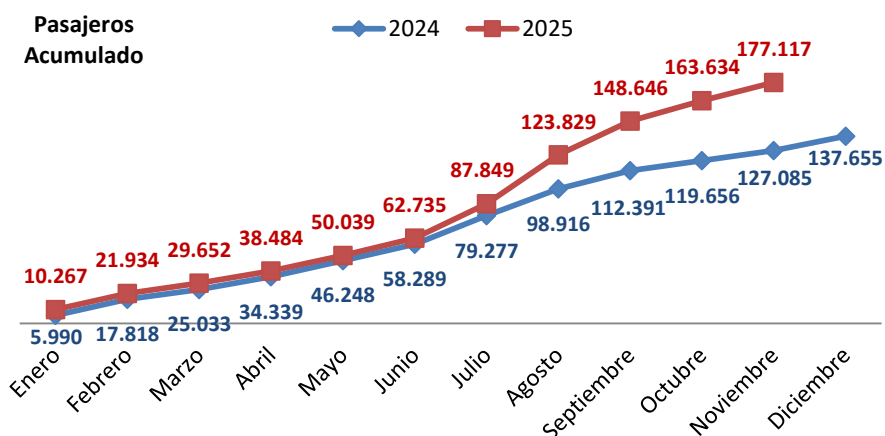
## Mercancía Ro-Ro



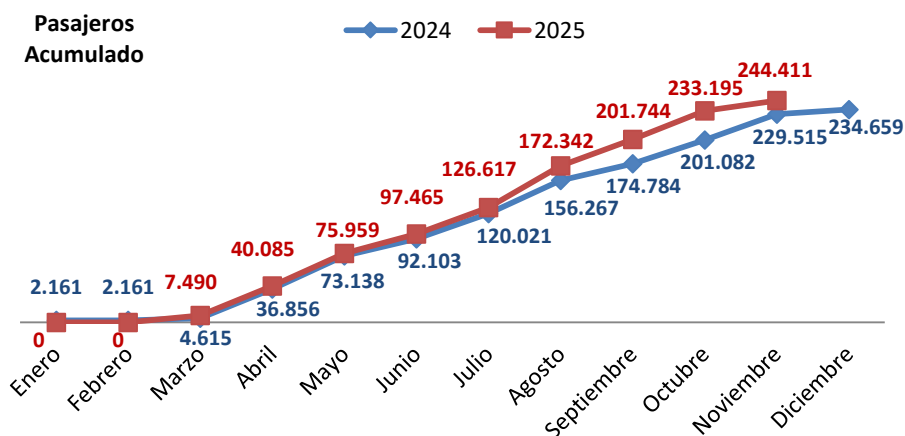
## Mercancía en Contenedor (Excluida ro-ro)



## PAX Ferri



## PAX Cruceros



## Mercancía Total

