


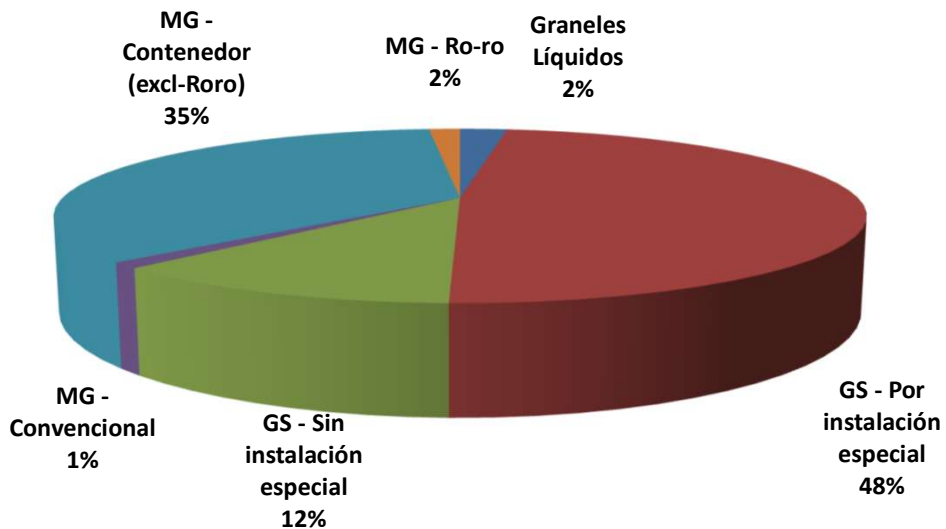
# Boletín estadístico APA

## Febrero 2024

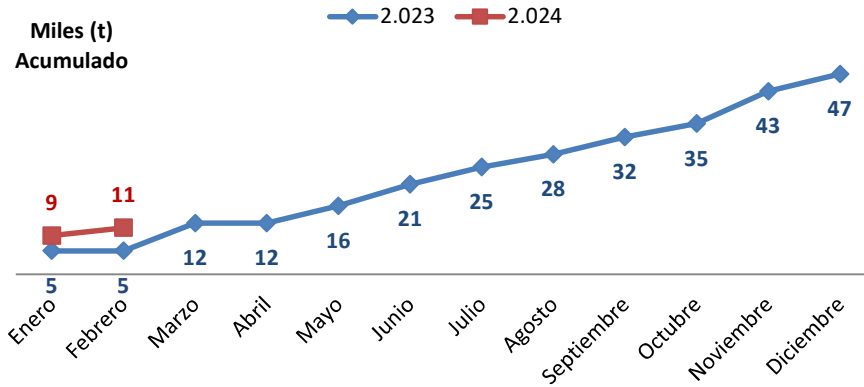


A.P. ALICANTE	Acumulado-2023 FEB	Acumulado-2024 FEB	Diferencia	Var(%)
<b>MERCANCIAS (t)</b>				
<b>Graneles Líquidos</b>	<b>5.453</b>	<b>10.855</b>	<b>5.402</b>	<b>99,06%</b>
<b>Graneles Sólidos</b>	<b>327.165</b>	<b>284.699</b>	<b>-42.466</b>	<b>-12,98%</b>
Por instalación especial	99.087	228.137	129.050	130,24%
Sin instalación especial	228.078	56.562	-171.516	-75,20%
<b>Mercancía general</b>	<b>193.156</b>	<b>179.070</b>	<b>-14.086</b>	<b>-7,29%</b>
Mercancía Convencional	9.077	5.308	-3.769	-41,52%
Mercancía en Contenedor (Excl. Ro-ro)	179.192	166.643	-12.549	-7,00%
Mercancía ro-ro	4.887	7.119	2.232	45,67%
<b>TOTAL MERCANCIAS</b>	<b>525.774</b>	<b>474.624</b>	<b>-51.150</b>	<b>-9,73%</b>
<b>PASAJEROS (Unidades)</b>	<b>38.508</b>	<b>19.979</b>	<b>-18.529</b>	<b>-48,12%</b>
Ferris	17.917	17.818	-99	-0,55%
Cruceiros	20.591	2.161	-18.430	-89,51%
<b>VEHÍCULOS (Unidades)</b>	<b>4.662</b>	<b>5.951</b>	<b>1.289</b>	<b>27,65%</b>
Ferris	4.455	5.682	1.227	27,54%
Régimen de mercancía	207	269	62	29,95%
<b>TOTAL TEUS (Terminal + Ro-ro)</b>	<b>28.111</b>	<b>24.896</b>	<b>-3.215</b>	<b>-11,44%</b>
<b>Nº Escalas</b>	<b>111</b>	<b>109</b>	<b>-2</b>	<b>-1,80%</b>
<b>G.T.</b>	<b>1.793.941</b>	<b>1.192.758</b>	<b>-601.183</b>	<b>-33,51%</b>

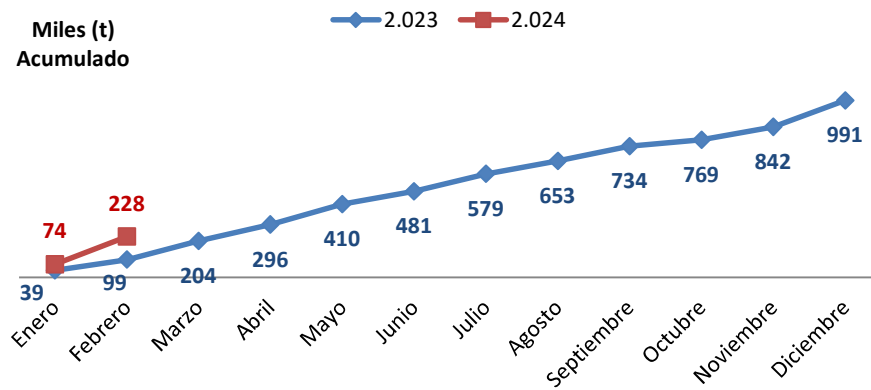
### Acumulado 2024 - Feb (t)



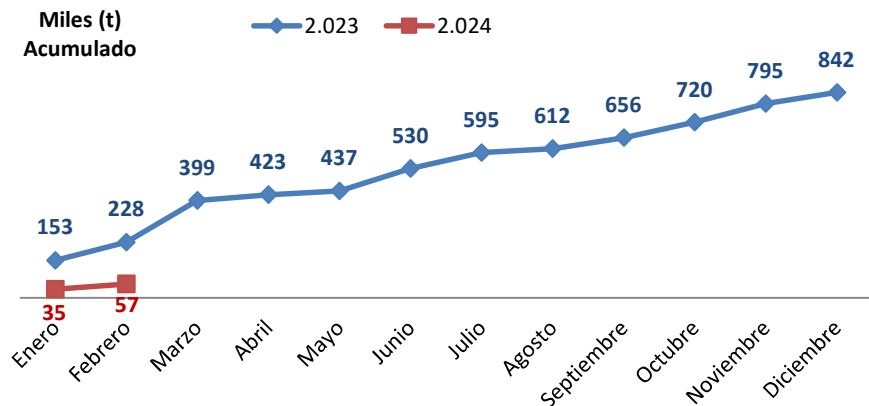
## Graneles Líquidos



## Graneles Sólidos Con IE



## Graneles Sólidos Sin IE

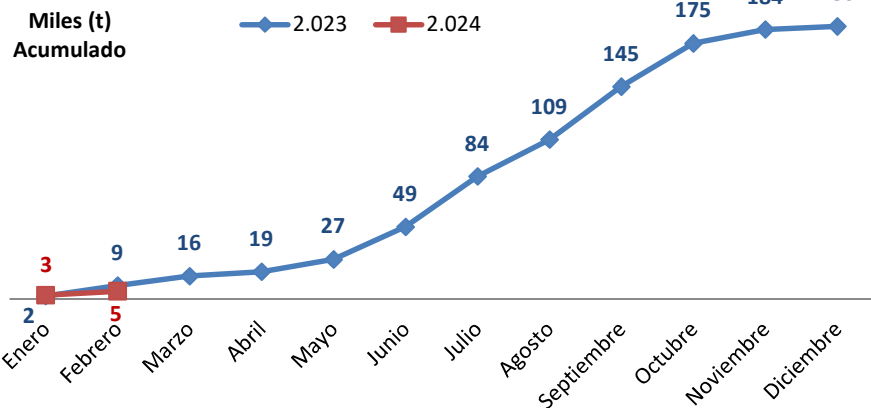




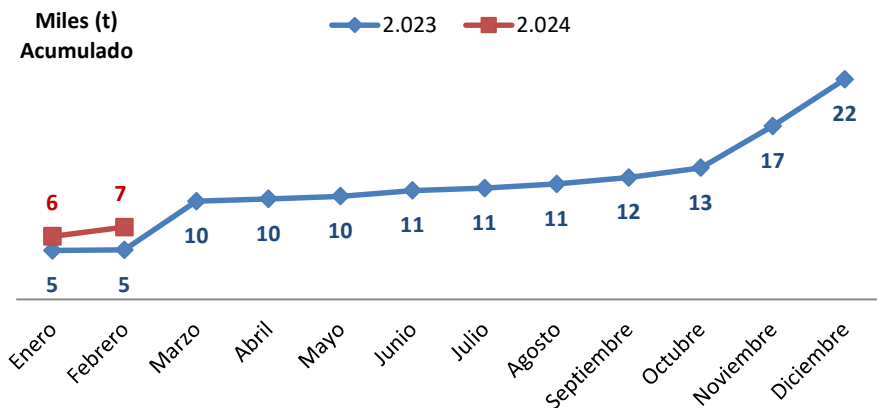
ALICANTE PORT

Autoridad Portuaria de Alicante

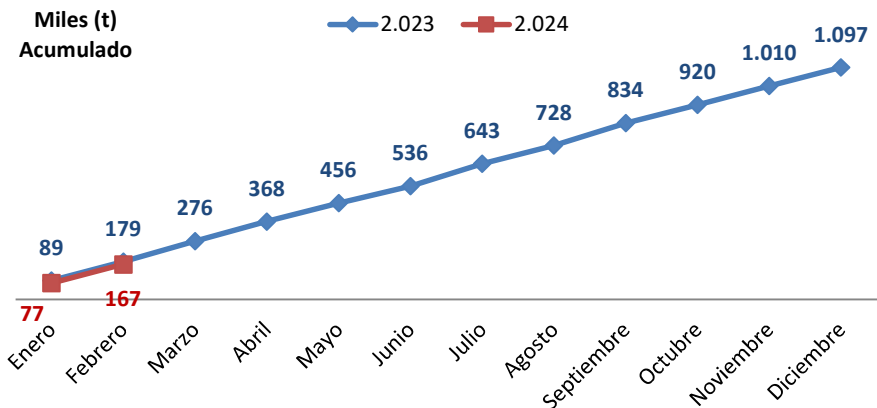
### Mercancía Convencional



### Mercancía Ro-Ro



### Mercancía en Contenedor (Excluida ro-ro)

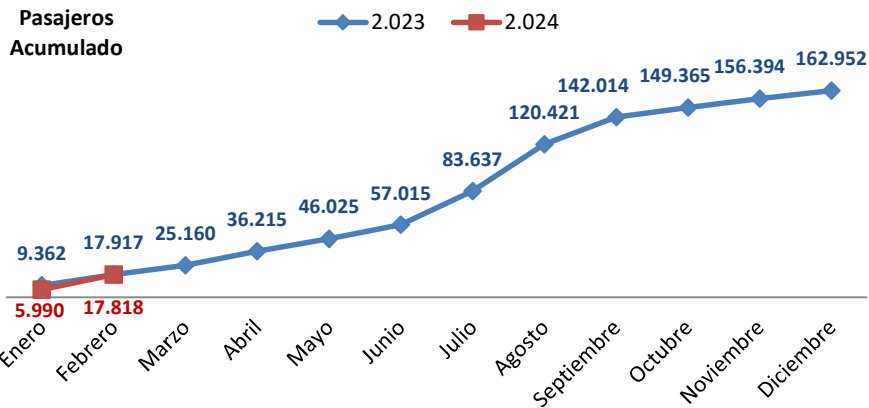




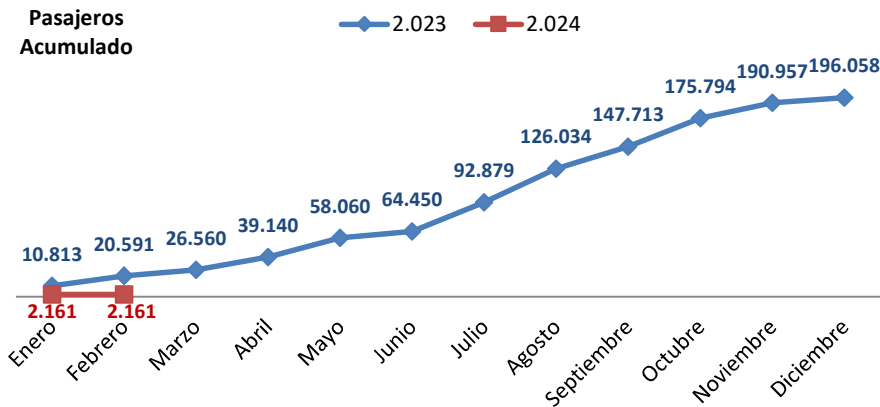
ALICANTE PORT

Autoridad Portuaria de Alicante

### PAX Ferri



### PAX Cruceros



### Mercancía Total

