


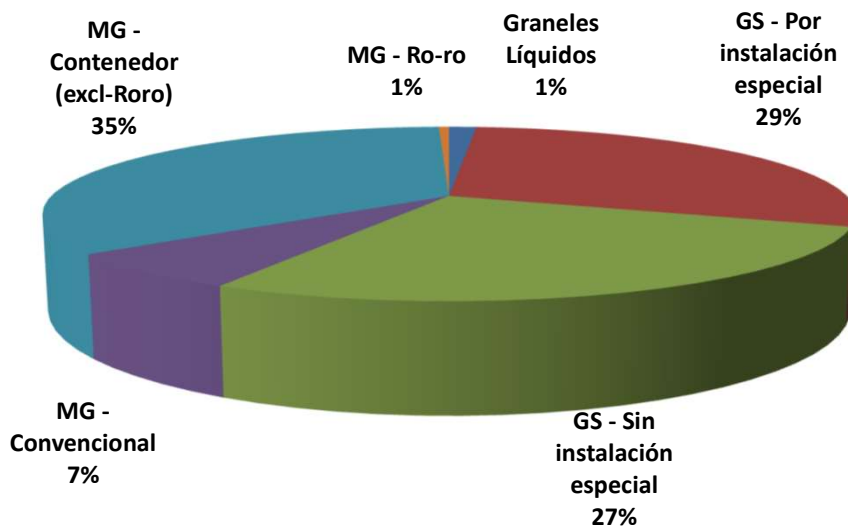
# Boletín estadístico APA

## Octubre 2023

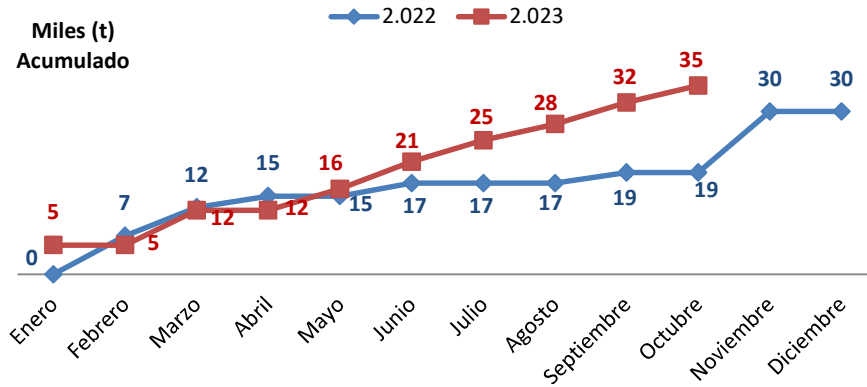


A.P. ALICANTE	Acumulado-2022 OCT	Acumulado-2023 OCT	Diferencia	Var(%)
<b>MERCANCIAS (t)</b>				
<b>Graneles Líquidos</b>	<b>19.007</b>	<b>35.222</b>	<b>16.215</b>	<b>85,31%</b>
<b>Graneles Sólidos</b>	<b>1.361.320</b>	<b>1.485.990</b>	<b>124.670</b>	<b>9,16%</b>
Por instalación especial	382.399	769.471	387.072	101,22%
Sin instalación especial	978.921	716.519	-262.402	-26,81%
<b>Mercancía general</b>	<b>1.282.535</b>	<b>1.110.676</b>	<b>-171.859</b>	<b>-13,40%</b>
Mercancía Convencional	72.987	177.778	104.791	143,57%
Mercancía en Contenedor (Excl. Ro-ro)	1.159.580	919.917	-239.663	-20,67%
Mercancía ro-ro	49.968	12.981	-36.987	-74,02%
<b>TOTAL MERCANCIAS</b>	<b>2.662.862</b>	<b>2.631.888</b>	<b>-30.974</b>	<b>-1,16%</b>
<b>PASAJEROS (Unidades)</b>	<b>206.590</b>	<b>325.159</b>	<b>118.569</b>	<b>57,39%</b>
Ferris	110.058	149.365	39.307	35,71%
Cruceiros	96.532	175.794	79.262	82,11%
<b>VEHÍCULOS (Unidades)</b>	<b>28.121</b>	<b>40.006</b>	<b>11.885</b>	<b>42,26%</b>
Ferris	26.769	38.031	11.262	42,07%
Régimen de mercancía	1.352	1.975	623	46,08%
<b>TOTAL TEUS (Terminal + Ro-ro)</b>	<b>179.489</b>	<b>144.214</b>	<b>-35.275</b>	<b>-19,65%</b>
<b>Nº Escalas</b>	<b>552</b>	<b>745</b>	<b>193</b>	<b>34,96%</b>
<b>G.T.</b>	<b>9.842.010</b>	<b>12.501.266</b>	<b>2.659.256</b>	<b>27,02%</b>

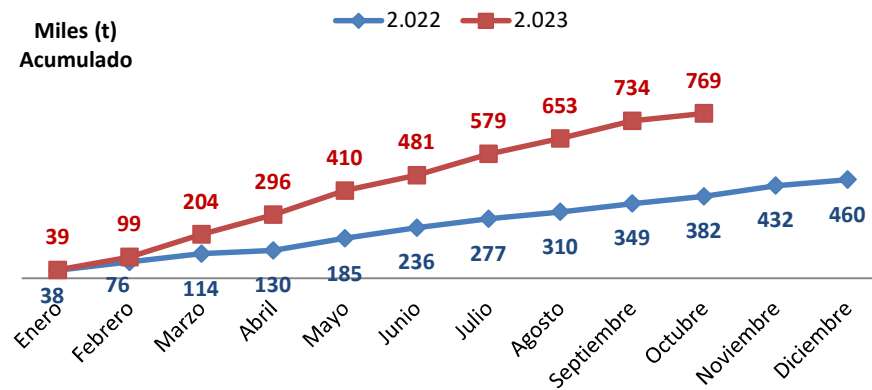
### Acumulado 2023 - Oct (t)



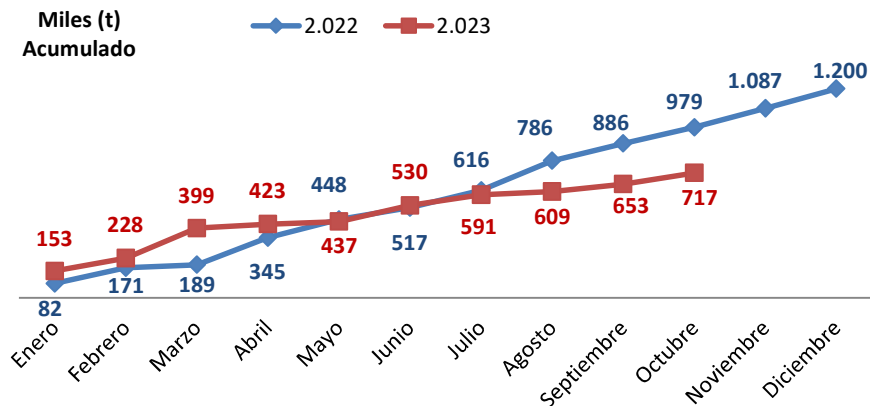
## Graneles Líquidos



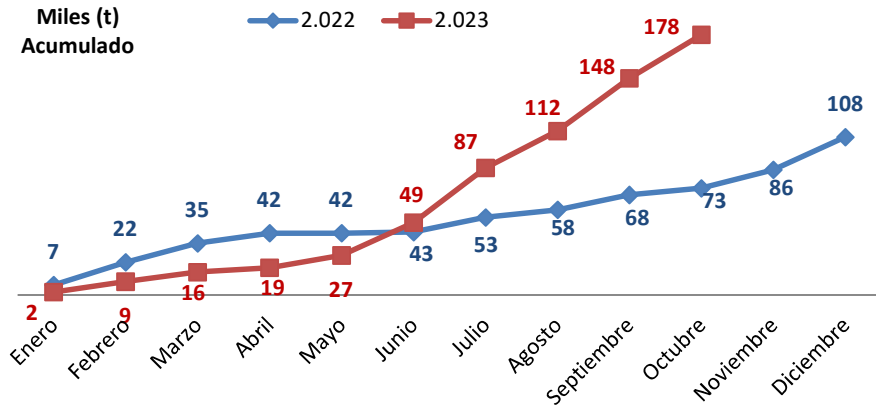
## Graneles Sólidos Con IE



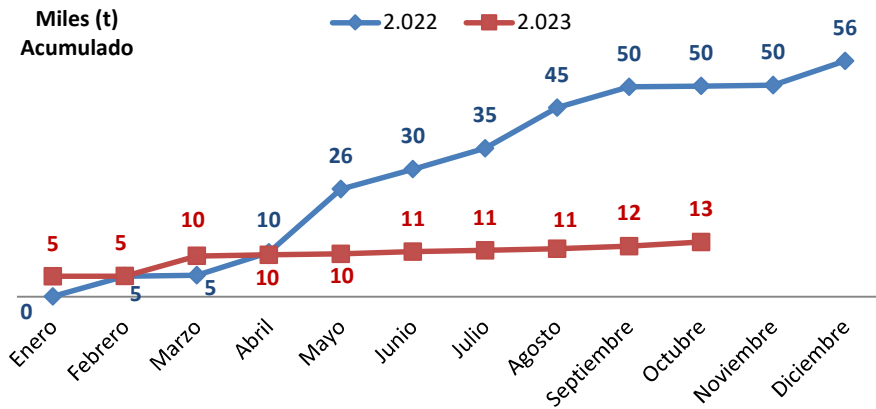
## Graneles Sólidos Sin IE



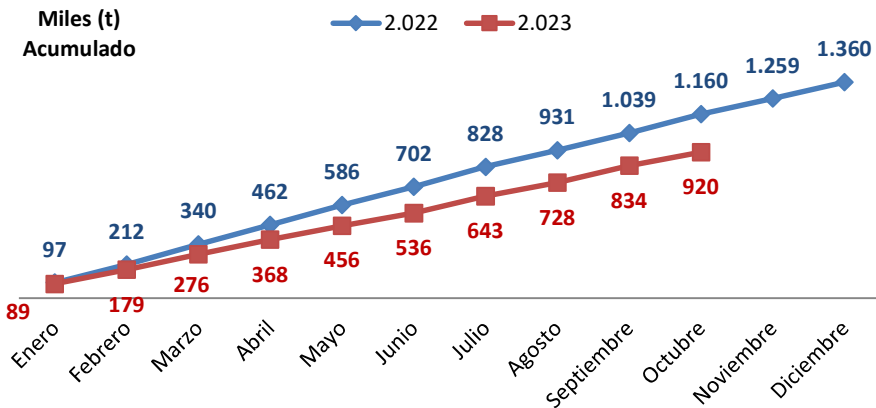
### Mercancía Convencional



### Mercancía Ro-Ro

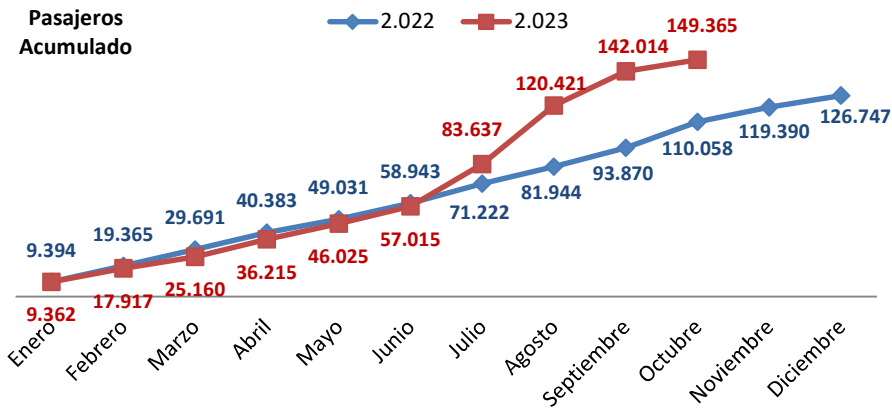


### Mercancía en Contenedor (Excluida ro-ro)

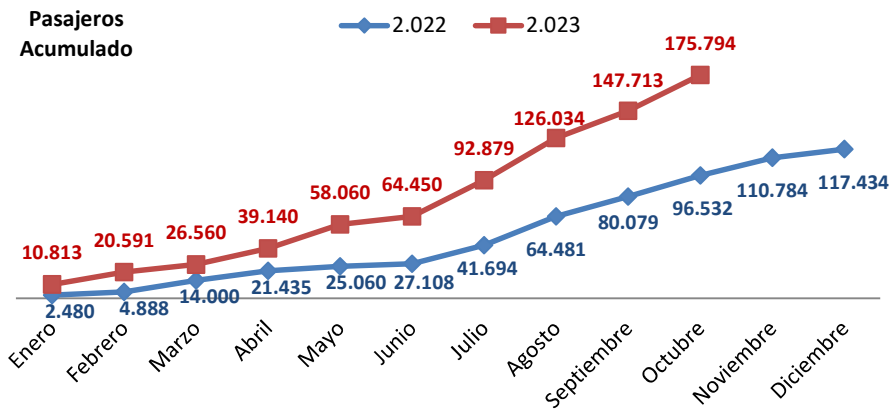




### PAX Ferri



### PAX Cruceros



### Mercancía Total

